



PlayStation

NTSC U/C

PlayStation®



# big air™

EVERYONE



CONTENT RATED BY  
ESRB

SLUS-00645  
BASSX

"...killer snowboarding action..." - GamePro

ACCOLADE

## SOFTWARE WARRANTY

Accolade, Inc. warrants for a period of 90 days from the date of purchase by the original purchaser of this software that the medium on which it is recorded will be free from defects in materials and workmanship. Defective media which has not been subjected to misuse, excessive wear or damage due to carelessness may be returned during the 90 day period without charge. To receive warranty service:

1. DO NOT return your defective compact disc to the retailer.
2. Notify Accolade Customer Service of the problem by calling (408)296-8400 between the hours of 8am and 5pm (Pacific Time) Monday through Friday. Please do not send your compact disc to Accolade before calling. Accolade can also be reached 24 hours a day by FAX at (408)246-0231, or by email at [techhelp@accolade.com](mailto:techhelp@accolade.com). Check us out on the World Wide Web at <http://www.accolade.com>.
3. If a Customer Service Technician is unable to solve the problem by phone, you will be given a Return Authorization number. Record this number on the outside packaging of your compact disc (be sure your packaging is at least 4"x6", as many shipping companies will not ship anything smaller). Send the compact disc and your sales slip or similar proof-of-purchase within the 90-day warranty period to: Customer Service, Accolade, Inc., 5300 Stevens Creek Blvd., Suite 500, San Jose, CA 95129. After the 90-day period, defective media may be replaced in the United States for \$10 (U.S. dollars; plus 8.25% sales tax if the purchaser resides in California). Make checks payable to Accolade, Inc. and return to the address listed above. (To speed processing, please do not return manuals or game boxes.)

## COPYRIGHT NOTICE

Big Air is a trademark of Accolade, Inc. Big Air © 1999, Accolade, Inc. All Rights Reserved. Arbor® is a registered trademark of Arbor Snowboards ©1999. Burton® is a registered trademark of Burton Snowboards, Inc. ©1999. Anton Pogue and Ross Powers appear courtesy of Carlisle Sports Management, Portland, ME. Joyride® is a registered trademark of Joyride Snowboards, Inc. ©1999. K2® is a registered trademark of K2, Inc. ©1999. Maui and Sons® is a registered trademark of Harrow Street, LTD ©1999. Morrow Snowboards® and Morrow® are registered trademarks of Morrow Snowboards, Inc. Nitro® is a registered trademark for snowboards in the USA and other countries in the world. Fabien Rohrer & Nicola Thost appear courtesy of Nitro. Palmer® is a registered trademark of Palmer USA, LTD ©1999. Quiksilver® is a registered trademark of Quiksilver, Inc. ©1999. "Ride" and "RI" are the registered trademarks of Ride Snowboard Company ©1999. Salomon® is a registered trademark of Salomon SA. Bonfire® is a registered trademark of Salomon SA. Sessions® is a registered trademark of Joel Gomez and Cindi Busenart ©1999. TRANSWORLD SNOWBOARDING IS A REGISTERED TRADEMARK OF TIMES MIRROR MAGAZINES, INC. USED BY PERMISSION. Wave Rave® is a registered trademark of Wave Rave, Inc. ©1999. Westbeach® is a registered trademark of Morrow Westbeach Canada ULC. FLF Films stock footage used under license. Arnette mark(s) used under license. Yonex mark used under license. Mike Beallo action photographs appear courtesy of Gabrielle Navarro.

"THE RAIN" written by and performed by Andalusia. "EMERGENCY" written and performed by Caustic Notions. "I GET BLOWN AWAY" written and performed by Caustic Notions. "WRONGS TO RIGHTS" written and performed by Caustic Notions. From the Album "BEEN SO LONG". "DRAGONFLY" written and performed by Diesel Boy. From the Album "Venus Envy". Under license from Honest Don's. "SLEEPY SOLILOQUY" written and performed by Diesel Boy. From the Album "Venus Envy". Under license from Honest Don's. "DATE WITH DENSITY" written by David Minnick and performed by Gangster Fun. "NIGHT OF THE LIVING STOVE" written by David Minnick and performed by Gangster Fun. "SKARABIA" written by David Minnick, Pete Zura, and Ron Hill and performed by Gangster Fun. From the album "PURE SOUND, PURE HOGWASH, PURE AMPHETAMINES". ©1998 Gangster Fun. "DO THE RIGHT THING" written by Frankie Stubbs and performed by Leatherface. "EVIL THAT MEN DO" written by Frankie Stubbs and performed by Leatherface. "BOOKS" written by Frankie Stubbs and performed by Leatherface. "HOPS AND BARLEY" written by "another fellow and I bought it for six pounds" and performed by Leatherface. "CLEAR COLOR" written and performed by Limp. From the album "Pop & Disorderly". Under License from Honest Don's. "ALL YOU NEED", "ETC.", and "NO REASON" written and performed by Snuff. EMI Publishing. From the album "Tweet Tweet My Lovely". Under license from Fat Wreck Chords. "THE ACCIDENTAL" written and performed by The Odd Numbers. "IT'S ALRIGHT" written and performed by The Odd Numbers. Both songs from the album "A GUIDE TO MODERN LIVING". Published BMI 1997. ©1997 The Odd Numbers. "Drown" written and performed by Tantrum. "Wooly Bully" written by David Minnick and performed by Tantrum. "¡QUEMARA!" written and performed by Monkey. "DEGOBAH" written and performed by Monkey. "Calle de Amor" written and performed by Monkey. From the album "¡CHANGITO!". ©1997 Monkey Music. "Dammit" performed by Blink 182 written by Scott Raynor, Mark Hoppus and Tom DeLonge. Used by permission of EMI April Music Inc. (ASCAP). Courtesy of MCA Records. Under license from Universal Music Special Markets. "Untitled" performed by Blink 182 written by Scott Raynor, Mark Hoppus and Tom DeLonge. Used by permission of EMI April Music Inc. (ASCAP). Courtesy of MCA Records. Under license from Universal Music Special Markets.

**WARNING:** It is a violation of Federal Copyright Law to copy, duplicate or reproduce this Program or any portions of this Program without the express written permission of the copyright owner.

## LICENSE AGREEMENT

This computer software product (the Software) and user manual is provided to the Customer under license from Accolade, Inc. and are subject to the following terms and conditions, to which the Customer agrees by opening the package of the Software, user manual and/or using the Software. Granting of this license does not transfer any right, title or interest in the Software, or user manual to the Customer except as expressly set forth in this License Agreement. The Software and user manuals may not be copied for any reason. The Customer may not transfer or resell the Software or user manual. The remedies provided above are the Customer's sole and exclusive remedies.

In no event shall Accolade, Inc. be liable for any direct, indirect, special, incidental or consequential damages with respect to the Software or the user manual. Except as provided above, Accolade makes no warranties, either express or implied, with respect to the Software or user manual, and expressly disclaims all implied warranties, including, without limitation, the warranty of merchantability and of fitness for a particular purpose.


## TABLE OF CONTENTS

<b>CONSOLE SETUP</b>	<b>2</b>
<b>MENU NAVIGATION</b>	<b>3</b>
<b>GAMEPLAY NAVIGATION</b>	<b>4</b>
<b>AIRBORNE MOVES</b>	<b>5</b>
<b>WORLD TOUR &amp; TRAINING</b>	<b>7</b>
<b>GAME TYPE</b>	<b>9</b>
<b>OPTIONS</b>	<b>11</b>
<b>MEMORY CARD</b>	<b>13</b>
<b>SCORING</b>	<b>14</b>
<b>GLOSSARY</b>	<b>15</b>
<b>CONTACTS</b>	<b>16</b>
<b>CREDITS</b>	<b>18</b>
<b>CUSTOMER &amp; TECHNICAL SUPPORT</b>	<b>20</b>
<b>LEGAL STUFF</b>	<b>INSIDE BACK COVER</b>

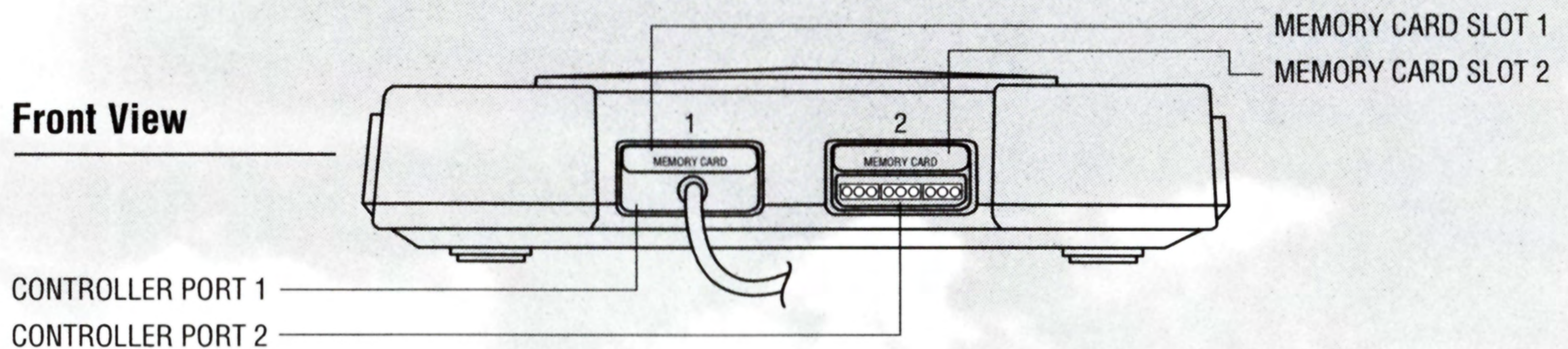
ACCOLADE

## Console

### Top View

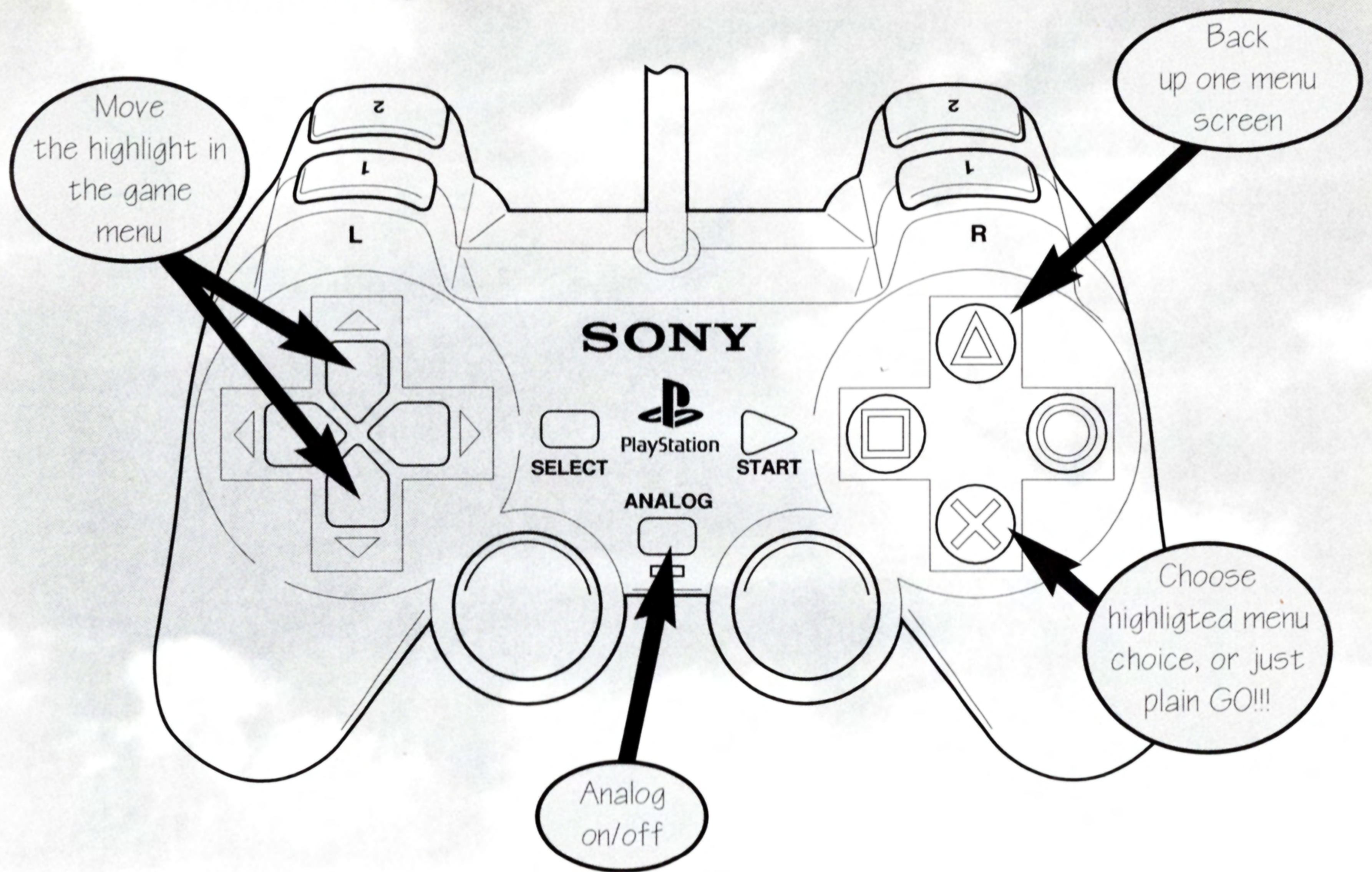


### Front View

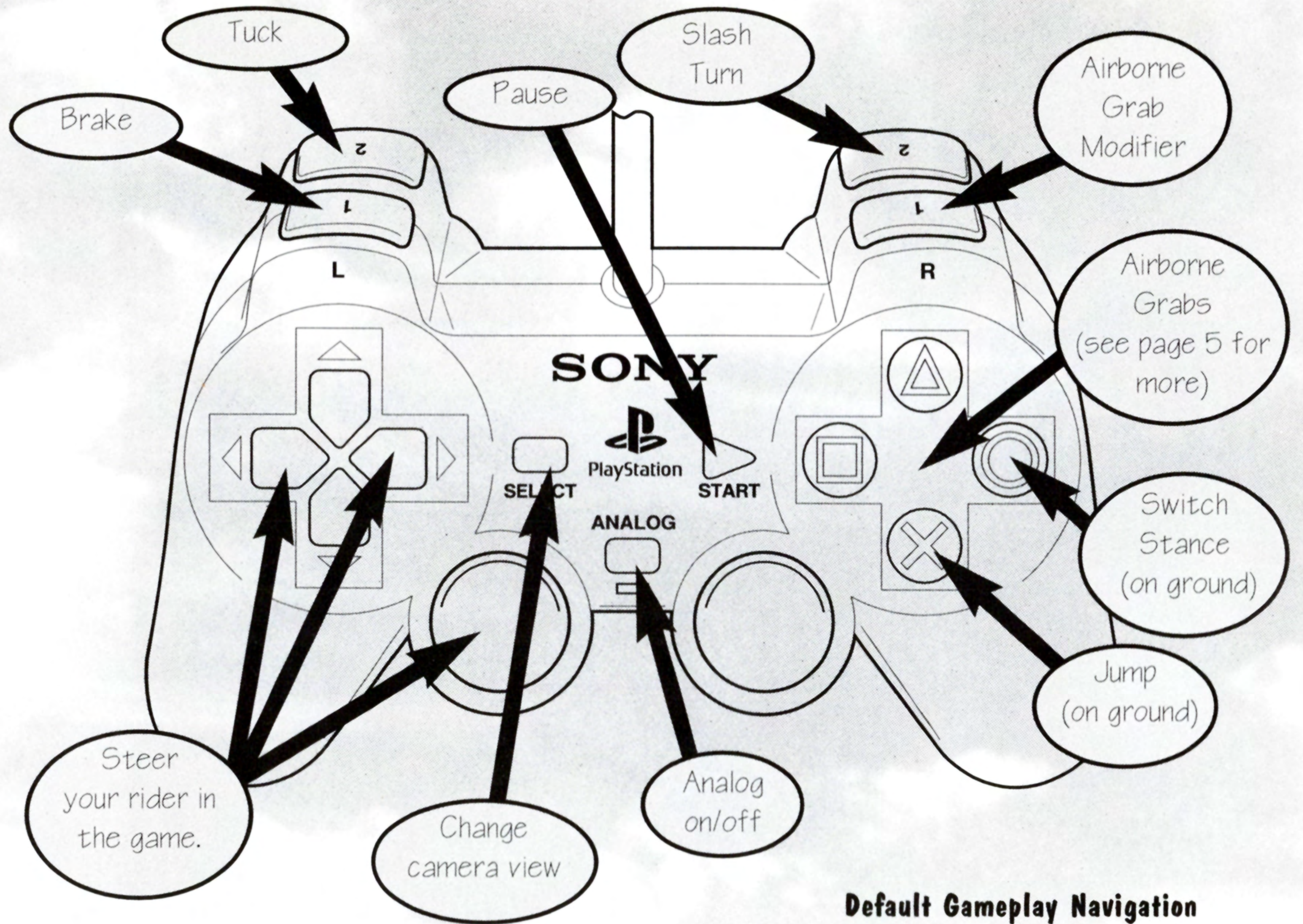


Set up your PlayStation® game console according to the instructions in its Instruction Manual. Make sure the power is off before inserting or removing a compact disc. Insert the Big Air disc and close the Disc Cover. Insert game controllers and turn on the PlayStation® game console. Follow on-screen instructions to start a game.

## Default Menu Navigation



Get a handle on your controller.



## AIRBORNE MOVES

### GRABS- WHILE IN AIR

- ▲ Nose Grab
- Frontside Air
- × Tail Grab
- Backside Air
- R1+▲ Indy
- R1+■ Mute
- R1+× Lien Air
- R1+● Stalefish

## SPINS-WHILE IN AIR

Frontside	Degree	Backside
L,L,*	180°	R,R,*
L,L,*,R	360°	R,R,*,L
L,L,*,R,R	540°	R,R,*,L,L
L,L,*R,R,R	720°	R,R,*,L,L,L
L,L,*,R,R,R,L	900°	R,R,*,L,L,L,R
L,L,*,R,R,R,L,L	1080°	R,R,*,L,L,L,R,R

L= Left Directional Button, R = Right Directional Button, or Left/Right on left-hand Analog Joystick.

### SPINS WITH GRABS

\* To do a spin with a grab, Press R,R or L,L then perform a grab (▲, ■, ×, ● or R1+▲, R1+■, R1+×, R1+●),

For example, if I wanted to do a frontside 540° with a Tail grab I'd do it by pressing L,L,×,R,R. Better yet, if I wanted to do a backside 900° Indy, I would grab air and press R,R,R1+▲,L,L,L,R.

## FLIPS

- Up, Up, ▲ Front flip
- Up, Up, ■ Frontside Rodeo
- Down, Down, × Back Flip
- Down, Down, ● Backside Rodeo



Navigate the screen using the up and down Directional Buttons. Highlight what you want, and like it says on the screen, press the **X** button to get it.

**NOTE:** Two Players is greyed out unless there is a controller plugged into Controller Port 2.



**WORLD TOUR:** World Tour consists of Freeride and Boardercross races through the six countries of the Tour: USA, Switzerland, Japan, Scotland, Germany and France.

As a beginner in World Tour, you race in USA, Switzerland and Japan in Easy Mode. The first race you must win is USA. Between each race is a trick event, randomly either Big Air or Halfpipe. Score 1000 bonus points to advance to the next World Tour Race. If you succeed in winning all three races, you will face a boss rider on the Japan course. Beat him, and unlock the Scotland course and Medium difficulty mode. At this time, you will be given the opportunity to save your game.

During your second World Tour in Medium difficulty, you advance similarly, except that in each trick round, you must score 2000 points in order to advance. Once you beat the boss rider in Scotland, you will unlock Hard difficulty mode and the Germany track. Once you have made it to this point, save your game and all the tracks unlocked so far will be available to you.

Race all six tracks of World Tour in Hard difficulty, make 3000 bonus points in each trick event to advance to the next race, and face down the final boss rider in the ultimate test of skill. Upon winning, the France track will be unlocked.

**TRAINING:** Need some practice on an easy, straight course with some radical jumps? Pick your rider, clothes and board, hit the slope and perfect your technique.



Navigate the screen using the up and down Directional Buttons. Highlight what you want, and like it says on the screen, press the **X** button to get it. If you don't like any of the choices, press the **▲** button to go back a screen.

## GAME TYPE

**FREERIDE: RACE** -- Race against an opponent for best time. No points are awarded for tricks performed.

**FREERIDE: TRICK** -- Competition points are awarded based on race time remaining and tricks performed.

**HALFPIPE** -- This is a trick-based competition held on a U-shaped man-made course. Snowboarders ride up and down each side of the course to keep momentum while performing tricks. Points are awarded based on the difficulty of the tricks performed.

**BIG AIR** -- Points are awarded based on a rider's successful tricks – the more difficult the better. The track is a long, straight downhill with one amazing jump at the end.

**BOARDERCROSS** -- This is a race against multiple riders on a course containing jumps, turns and obstacles.

**NOTE:** When you choose your Game Type, before you race, you can pick a rider, clothes for the rider to wear, and a board for the rider to use. Choose a rider by scrolling through your choices using the right/left Directional Buttons and press the **X** button to choose. Choose a brand and use the right/left Directional Buttons to pick clothes (up/down will toggle between jacket and pants). Choose a board manufacturer and scroll through your choices using the Directional Buttons. Rotate each board with the **●** button or the **■** button.



Navigate the screen using the up and down Directional Buttons. Highlight what you want, and like it says on the screen, press the **X** button to get it. If you don't like any of the choices, press the **▲** button to go back a screen.

## OPTIONS

**GAME:** The sub-menu allows you to set various parameters for gameplay.

Toggle the options using the right/left Directional Buttons:

**DIFFICULTY:** Three settings, Easy, Medium, and Hard. Choosing a harder difficulty setting will make the opponents more aggressive, and tricks more difficult to accomplish. This option is not available in World Tour.

**SPEED MODE:** Changes between MPH/KPH.

**SCREEN:** Use the Directional Buttons to center the game screen.

**SOUND:** Modify the settings for game sounds.

**SOUND FX VOL:** This sets the default sound effects volume when you race.

**MUSIC VOL:** This sets the default music volume.

**MUSIC TRACK:** Listen to alternate music tracks.

**CONTROLLER:** Alter the controller settings from the game defaults.

**CONTROLLER:** Choose one of four controller settings.

**ANALOG:** Calibrate Analog Controller or reconfigure the sensitivity.

**ANALOG (DUAL SHOCK):** Adjust Controller sensitivity, and vibration on/off.

**DEADZONE:** Set Deadzone to a low number if you want a small amount of motion off-center to cause a response. Set Deadzone to a high number if you want a larger amount of motion off-center to cause a response.

**SENSITIVITY:** Set Sensitivity to a low number if you want a large stick motion to turn the rider on the screen; a high number if you want a small stick motion to turn the rider on the screen.



Navigate the screen using the up and down Directional Buttons. Highlight what you want, and like it says on the screen, press the **X** button to get it. If you don't like any of the choices, press the **▲** button to go back a screen.

## MEMORY CARD

Select this option from the Main Menu to access your Memory Cards that are plugged into the PlayStation® game console. The Memory Card sub-menu is detailed below. Use the Directional Buttons to select an option and then press the X button. Press the ▲ button to go back one menu.

**NOTE:** Do not remove a Memory Card during a Load or Save.

**LOAD:** Select the Load icon to load the current state of all aspects of the game. This includes the bonus tracks you have unlocked, your game settings, and all your high score information. Follow the on-screen instructions to load a game.

**SAVE:** Select the Save icon to save the current state of all aspects of the game. This includes the bonus tracks you have unlocked, your game settings, and all your high score information. Follow the on-screen instructions to save a game.

**DELETE:** Select the Delete icon to delete a saved game. Follow the on-screen instructions to delete a saved game.

**HIGH SCORES:** Select this option to view the High Scores table. The five best times are listed by name, location, and type of course.

**CREDITS:** Select this option to learn a little about the people who brought you Big Air.

## How to Score

**GRABS** - This is the base points awarded, The user can get more points by holding onto the grab longer.

Nose Grab - 200

Tail Grab - 200

Frontside Air - 250

Backside Air - 250

Indy Air - 300

Mute - 250

Stalefish - 250

Lien Air - 300

**SPINS** - The point values for each spin, front side and back side.

Degree -- Points

180° - 350

360° - 700

540° - 1050

720° - 1400

900° - 2000

1080° - 2500

## COMBO BONUS (GRABS ONLY)

This can consist of only grabs (e.g., nose grab + tail grab = Combo bonus of +200)

2 moves + 200

3 moves + 500

4 moves + 1000

5 moves + 1500

**SPINS WITH GRABS** - This is the formula for score of each grab and spin. (e.g., 360° Nose Grab  $700+200+400=1300$ )

180° Grab - 350 + Base Grab points + 200

360° Grab - 700 + Base Grab points + 400

540° Grab - 1050 + Base Grab points + 600

720° Grab - 1400 + Base Grab points + 800

900° Grab - 2000 + Base Grab points + 1000

1080° Grab - 2500 + Base Grab points + 1500



**COMBO BONUS [USING AT LEAST 1 SPIN OR FLIP]** – In order for this bonus to be used at least one flip or spin must be done (e.g., 360° + Mute + Stalefish = Combo bonus of +1000)

2 moves + 500

4 moves + 1700

3 moves + 1000

5 moves + 2500

## **GLOSSARY**

**BACKSIDE AIR:** Any air performed towards the heelside edge of the board.

**FRONTSIDE AIR:** Any air performed towards the toeside edge of the board.

**INDY:** Air performed backside with the rear hand grabbing between the bindings on the toe edge while the rear leg is boned (held out straight).

**LIEN AIR:** Grabbing the heel edge of the board with the front hand while the body leans out over the nose.

**MUTE:** Grabbing the board with the front hand at the toe edge either between the toes or in front of the front foot.

**NOSE GRAB:** Grabbing the nose of the snowboard with the front hand.

**RODEO:** An inverted 540°

**STALEFISH:** Grabbing the heel edge of the board behind the rear leg and in between the bindings with the rear hand while the rear leg is boned.

**TAIL GRAB:** Grabbing the tail of the snowboard with the rear hand.

**SNOWBOARD  
& APPAREL CONTACTS:**

Arbor Snowboards  
"The Classic Alternative"  
P.O. Box 691  
Pacific Palisades, CA 90272  
Tele: 310-656-3268  
Fax: 310-656-3263  
<http://www.arborsnow.com>  
[arborsnow@aol.com](mailto:arborsnow@aol.com)

Arnette  
900 Calle Negocio  
San Clemente, CA 92673  
Tele: 949-492-2816

Burton Snowboards  
80 Industrial Parkway  
Burlington, VT 05401  
Tele: 800-881-3138  
<http://www.burton.com>  
[info@burton.com](mailto:info@burton.com)

Joyride Snowboards  
P.O. Box 4982  
Laguna Beach, CA 92652  
Tele: 888-275-0808  
<http://www.joyride.com>  
[info@joyride.com](mailto:info@joyride.com)

K2 Snowboards  
19215 Vashon Highway, S.W.  
Vashon, WA 98070  
Tele: 800-666-2579  
<http://www.k2snowboards.com>

Maui and Sons  
17383 Sunset Blvd.  
Pacific Palisades, CA 90272  
Tele: 310-573-9499  
<http://www.mauiandsons.com>

Morrow Snowboards, Inc.  
P.O. Box 12606  
Salem, OR 97309  
<http://www.morrowsnowboards.com>

Palmer Snowboards  
P.O. Box 159  
Verdi, NV 89439  
Tele: 702-345-1970  
<http://www.palmerusa.com>

Ride Snowboards  
8160 304th Ave SE  
Preston, WA 98050  
<http://www.ridesnowboards.com>  
[bigair@rideinc.com](mailto:bigair@rideinc.com)

Salomon Snowboards  
400 East Main Street  
Georgetown, MA 01833  
Tele: 877-2SALOMON  
Fax: 978-352-7478  
<http://www.salomonsports.com>

Sessions  
15 Janis Way  
Scotts Valley, CA 95066  
Fax: 831-461-4680  
<http://www.sessions.com>

Wave Rave Outerwear  
2340 West 2nd Ave.  
Denver, CO U.S.A. 80223  
Tele: 303-744-7015  
Fax: 303-744-7030  
<http://www.waverave.com>  
[waverave@waverave.com](mailto:waverave@waverave.com)

Westbeach Apparel  
P.O. Box 12606  
Salem, OR 97309  
<http://www.westbeach.com>

## **MUSIC CONTACTS:**

### **Andalusia**

139 Pacchetti Way  
Mountain View, CA 94040  
Tele: 408-235-0781  
mail@andalusia.net  
<http://www.andalusia.net>

### **Blink 182 c/o MCA Records**

Mr. Paul Orescan  
70 Universal City Plaza  
Universal City, CA 91608  
Tele: 818-777-4000  
<http://www.blink182.com>

### **Caustic Notions**

Tippy Coaster Records  
P.O. Box 2126  
Saratoga, CA 95070  
Tele: 408-867-0279  
Fax: 408-370-1419  
cnotions@aol.com  
<http://www.causticnotions.com>

### **Diesel Boy**

c/o Honest Don's Records  
P.O. Box 192027  
San Francisco, CA 94119-2027

### **Gangster Fun**

David Minnick/Brian Bowie  
23 Niagra  
Pontiac, MI 48341  
Tele: 248-681-8820  
gangsterf@aol.com

### **Leatherface**

c/o 19 Hylton Castle Road  
Castletown  
Sunderland SR5 JEF  
England

### **Limp**

c/o Honest Don's Records  
P.O. Box 192027  
San Francisco, CA 94119-2027

### **Monkey**

P.O. Box 254  
Cupertino, CA 95014-0254  
Tele: 408-235-0610  
MonkeySka@Yahoo.com

### **The Odd Numbers**

Eight One Nine Productions  
Mr. Ray Stevens, II  
P.O. Box 720643  
San Jose, CA 95172-0643  
Tele: 408-298-8520  
Fax: 408-298-8584  
sj819@sirus.com  
<http://www.sirus.com>

### **Snuff**

Fat Wreck Chords  
P.O. Box 193690  
San Francisco, CA 94119  
<http://www.fatwreck.com>

## MISCELLANEOUS CONTACTS:

Mike Beallo  
Tele: 510-206-1904  
beallo@dnai.com

FLF Films, Inc.  
12219 Business Park Drive., Ste. 1  
Truckee, CA 96161  
Tele: 530-582-9144  
Fax: 530-582-9161  
<http://www.flffilms.com>

Anton Pogue & Ross Powers  
c/o Peter Carlisle  
Carlisle Sports Management  
408 Fore Street  
Portland, ME 04101  
Tele: 207-828-0605  
Fax: 207-761-8280  
anton@carlisesports.com  
ross@carlisesports.com  
peter@carlisesports.com  
<http://www.carlisesports.com>

## CREDITS:

### PITBULL SYNDICATE

PROGRAMMING

IAN COPELAND  
JAMES PARR  
DAZ T

TEXTURE 2-D ARTISTS

KEVIN PRESTON  
JOHN STEELE

3D ARTISTS

STEVE DIETZ  
GARETH PUGH  
DARREN ABBOTT

SOUND ENGINEER

PETER HEWITSON

HEAD TESTER

TONY CHARLTON

HEAD OF AI

DAREN KELLY

## ACCOLADE

EXECUTIVE PRODUCER  
CHRIS DOWNEND

PRODUCED BY  
MONTGOMERY SINGMAN

ASSOCIATE PRODUCERS

DANIEL TYRRELL  
MICHAEL "SPIDER" PERSON

PRODUCT MARKETING MANAGER  
LADDIE ERVIN

MARKETING AND LICENSING ASSISTANT  
RACHEL KRAM

ACCOLADE TRACK DESIGN & PRODUCTION

BILL SPENCE  
TRACEY MADDEN  
JUAN ORTIZ  
SHAWN 'BEANIE' MONROE  
SCOT BOYD  
JOHN XU  
TODD ROSENTHAL  
MICHAEL PARISI  
DAN FULLER  
TROY SANJOSE  
ANDREAS ARELLANO

SOUND DESIGNER  
**W. SCOTT SNYDER**

LEAD QA ANALYST  
**ERIK JOHNSON**

QA ANALYSTS  
**JASON CORDERO**  
**ARNOLD GALANO**  
**ALEX JONES**  
**EZEQUIEL NUNEZ**  
**GREG REIMCHE**  
**JOSH SIMPSON**  
**JAMES STRAWN**  
**JAMES TARVER**  
**TED TOMASKO**

INTERNATIONAL LIAISON  
**JASON COHEN**

DOCUMENTATION  
**W.D. ROBINSON**

LICENSING MANAGER  
**GABRIELLE BENHAM**

LICENSING AND MEDIA  
SPECIALIST  
**CHRISTINE LUGTON**

DIRECTOR OF CORPORATE  
COMMUNICATIONS  
**ERICA KRISHNAMURTHY**

PUBLIC RELATIONS SPECIALIST  
**JACK SYMON**

ONLINE MARKETING SUPERVISOR  
**RAY MASSA**

ONLINE MARKETING ASSOCIATE  
**DANIEL GROVE**

MARKETING SERVICES  
**JILL DOS SANTOS**  
**MARK GLOVER**  
**MATT ABRAMS**

BIG AIR VIDEOS  
▪ DIRECTOR  
**JOHN LYMBERG**

▪ EDITOR  
**LESLIE VALENTINO**

▪ PRODUCERS, KENWOOD GROUP  
**JEAN RAYMOND**  
**CHRIS KELLY**

▪ PRODUCER, ACCOLADE  
**LADDIE ERVIN**

PRO SNOWBOARDING  
CONSULTANTS  
**MIKE BEALLO**  
**IAN SPIRO**

CHARACTER BIOS  
**KEN MCCOY**

SPECIAL THANKS  
**BRIAN ARCHER**  
**JIM BARNETT**  
**AMY BARRETT**  
**MIKE BEALLO**  
**GRETA BRUMBACH**  
**CINDI BUSENHART**  
**PETER CARLISLE**  
**BOB CARLSON**  
**EDDIE CHAN**  
**DAVID COSTELLO**  
**MOYE DANIEL**  
**BRIAN GILMER**  
**MATT GUZENDA**  
**STEFAN JEREMIAS**  
**BRYAN JOHNSTON**  
**NEIL JOHNSTON**  
**KEVIN KEENAN**  
**BOB KLEIN**  
**RACHEL KRAM**  
**JURG KUNZ**  
**CHRIS KUSTER**  
**AMY LYNCH**

**DEVIN MAULDIN**  
**CURTIS MEACHAM**  
**HEIDI MCCORY**  
**CHRIS MCQUINN**  
**DAVID MINNICK**  
**SETH NEARY**  
**SHAUN PALMER**  
**JIM PAWLIKA**  
**ERAINA PHILLIPS**  
**ANTON POGUE**  
**ROSS POWERS**  
**DENISE RANSOME**  
**CAMERON RAY**  
**FRAN RICHARDS**  
**STAN ROACH**  
**FABIEN ROHRER**  
**TIM SANDERS**  
**IAN SPIRO**  
**RAY STEVENS II**  
**VINCE STINSON**  
**JASON STOKKE**  
**FRANKIE STUBBS**  
**MARC TAMO**  
**DON TERBUSH**  
**NICOLA THOST**  
**JOHN VANCE**  
**RHODA WAWRZYNSKI**  
**BRENT WILKINSON**  
**STEVE "CHIEF" ZUPAN**

ACCOLADE

## **ACCOLADE CUSTOMER AND TECHNICAL SUPPORT**

Accolade provides customer service, news, demos, technical support on these on-line services:

**PHONE:** Accolade can help you by phone between the following hours:

Monday - Thursday 8:00am - 12 noon and 1:00pm - 5:00pm PST

Friday 9:00am - 12 noon and 1:00pm - 5:00pm PST at (408) 296-8400

**FAX:** Faxes may be sent anytime to: (408) 246-0231

**INTERNET:** website – <http://www.accolade.com>  
email – [techhelp@accolade.com](mailto:techhelp@accolade.com)

**POSTAL CONTACT:** Accolade Tech Support  
5300 Stevens Creek Blvd., Suite 500  
San Jose, CA 95129

## **ACCOLADE HINT LINE**

1-900-454-HINT : \$.99/minute. If you're under 18, please get a parent's permission before calling.

## **WARNING READ BEFORE USING YOUR PlayStation® GAME CONSOLE**

A very small percentage of individuals may experience epileptic seizures when exposed to certain light patterns or flashing lights. Exposure to certain patterns or backgrounds on a television screen or while playing video games, including games played on the PlayStation game console, may induce an epileptic seizure in these individuals. Certain conditions may induce previously undetected epileptic symptoms even in persons who have no history of prior seizures or epilepsy. If you, or anyone in your family, has an epileptic condition, consult your physician prior to playing. If you experience any of the following while playing a video game - dizziness, altered vision, eye or muscle twitches, loss of awareness, disorientation, any involuntary movement, or convulsions - IMMEDIATELY discontinue use and consult your physician before resuming play.

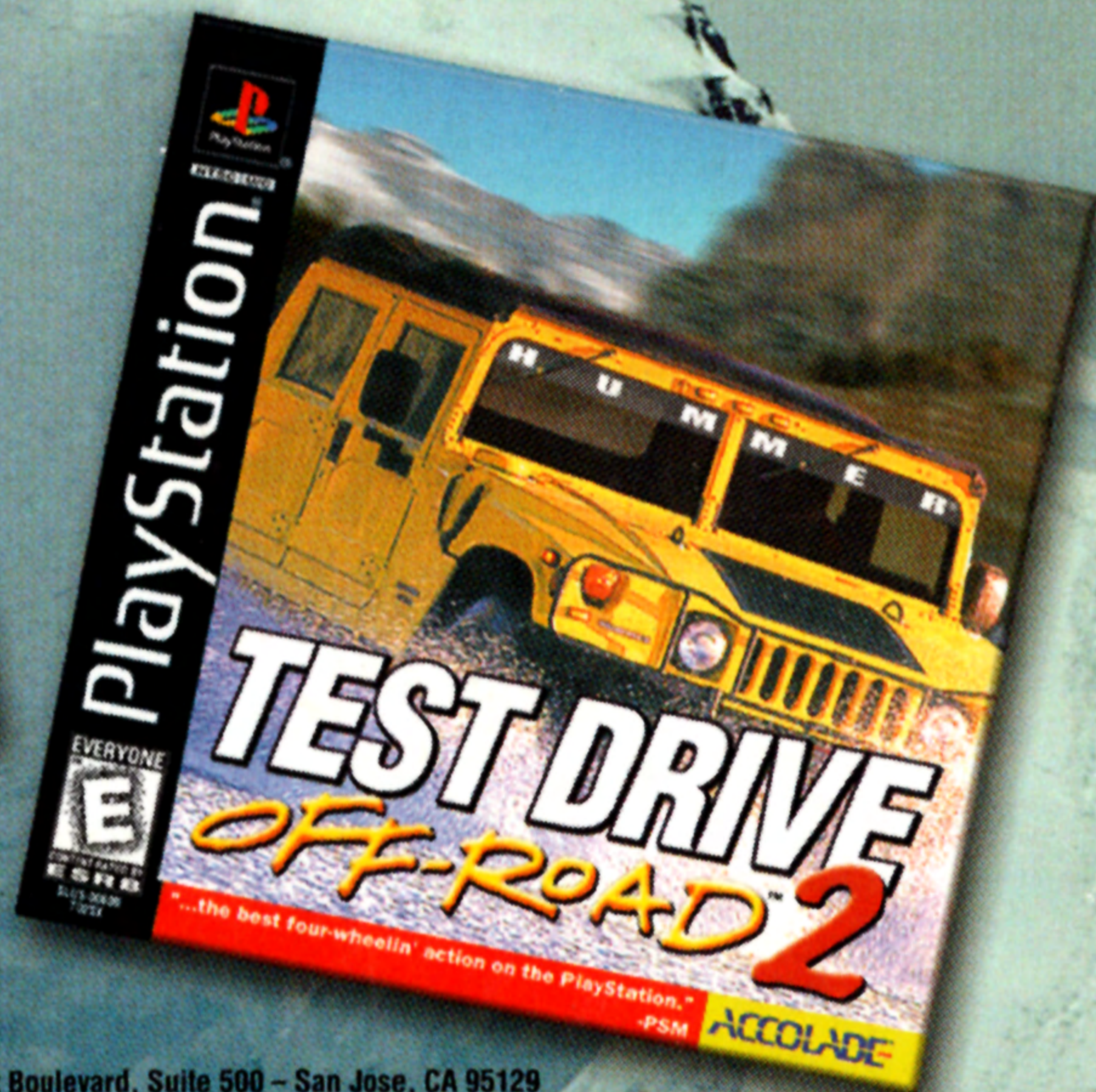
## **WARNING TO OWNERS OF PROJECTION TELEVISIONS**

Still pictures of images may cause permanent picture-tube damage or mark the phosphor of the CRT. Avoid repeated or extended use of video games on large screen projection televisions. Refer to your projection TV instruction manual for more details.

## **HANDLING YOUR PlayStation® DISC**

- This compact disc is intended for use only with the PlayStation game console.
- Do not bend it crush it, or submerge it in liquids.
- Do not leave it in direct sunlight or near a radiator or other heat source.
- Be sure to take a break during extended play.
- Keep this compact disc clean. Always hold the disc by the edges and keep it in its protective case when not in use. Clean the disc with a lint-free, soft, dry cloth, wiping it in straight lines from the outer edge. Never use solvents or abrasives.

# NOW Available



Accolade, 5300 Stevens Creek Boulevard, Suite 500 - San Jose, CA 95129  
Big Air™ 1999 Accolade, Inc. All rights reserved. All other trademarks and trade names  
are the properties of their respective owners. For other legals, see inside manual.

Licensed by Sony Computer Entertainment America for use with the PlayStation game console. PlayStation and the PlayStation logos are registered trademarks of Sony Computer Entertainment Inc. The ratings icon is a trademark of the Interactive Digital Software Association. Manufactured and printed in the U.S.A. THIS SOFTWARE IS COMPATIBLE WITH PLAYSTATION GAME CONSOLES WITH THE NTSC U/C DESIGNATION. U.S. AND FOREIGN PATENTS PENDING.